



MINISTRY OF
JUSTICE
Tāhū o te Ture

Using Integrated Data for Social Sector Policy and Practice
22 February 2016 Symposium at MSD

Justice & the IDI

Initial uses, future plans, and the importance of collaboration

Charles Sullivan, Sector Group

Overview

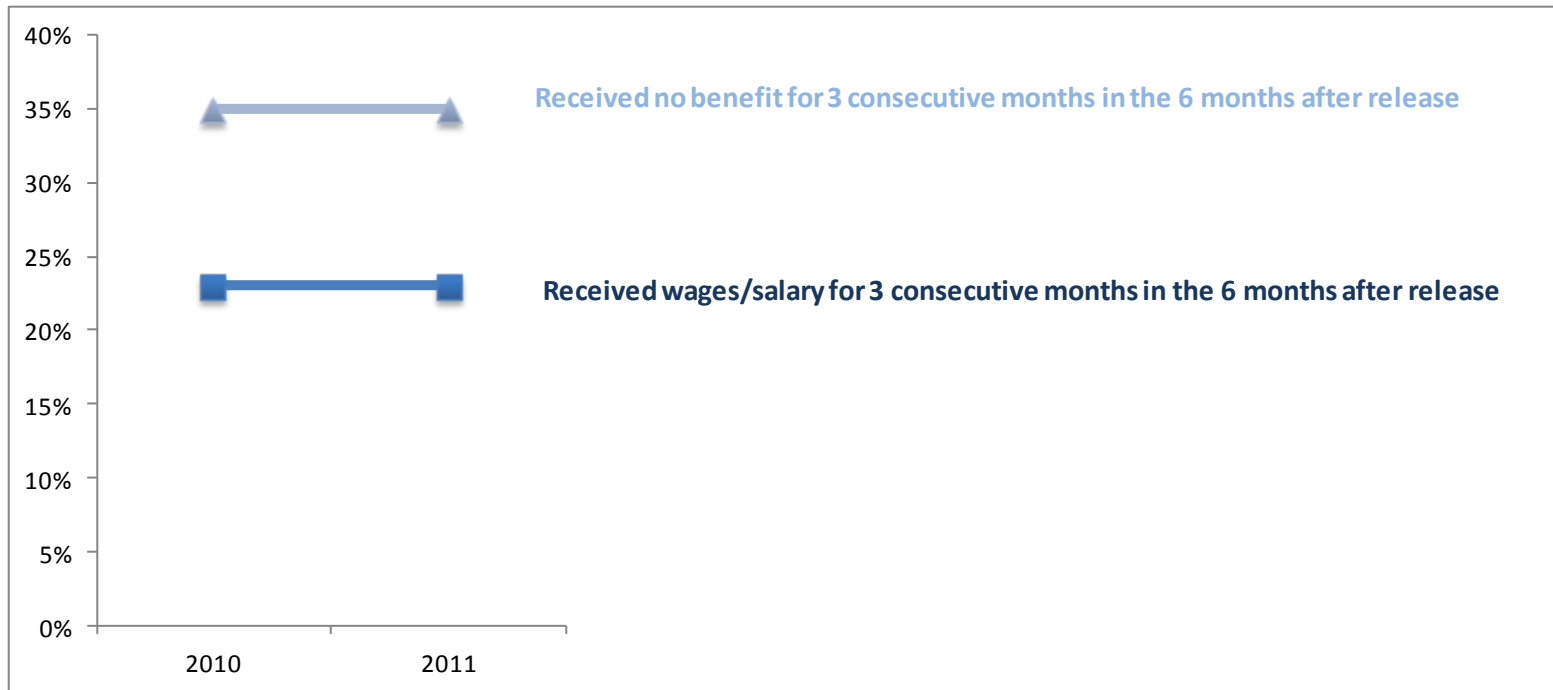
Use of the IDI so far: 3 illustrative analyses

What's next?

- Next analyses planned
- Enhancing collaboration

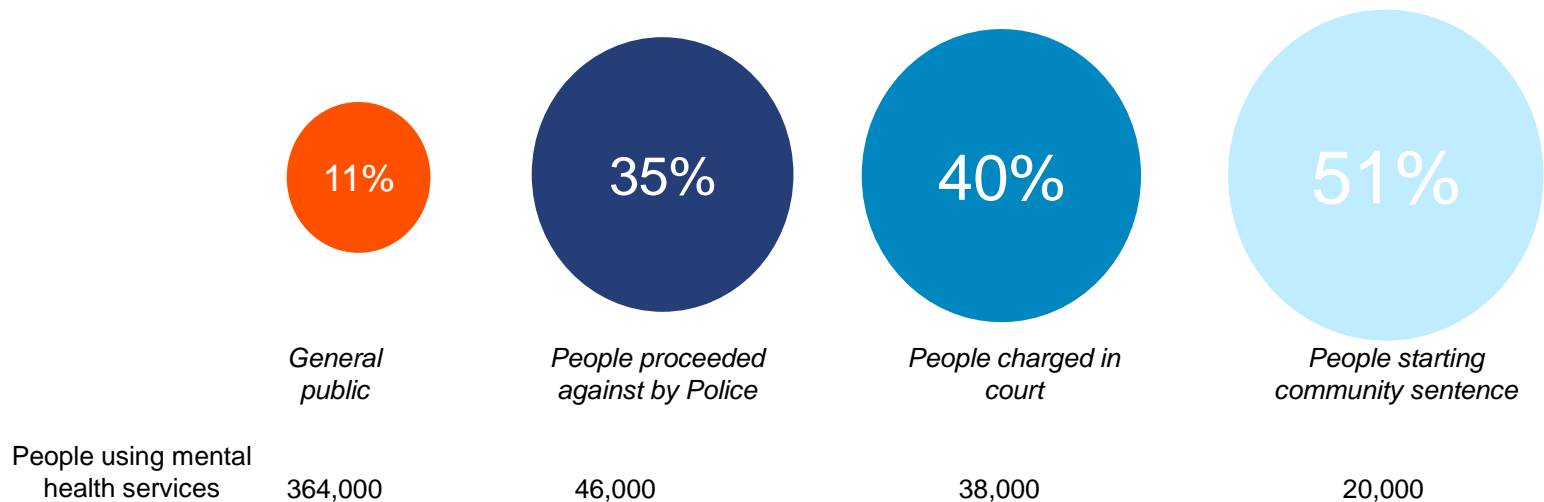
Illustrative analyses

1. Employment after release from prison



Why is this oh-so-simple description exciting?

2. People interacting with justice system more likely to use mental health services (incl. substance abuse)



Why is such non-news newsworthy?

3. Impact of community vs monetary sentences

- Main finding: **Comparable** offenders sentenced to community work rather than fines are more likely to re-offend
 - $\approx 4-7$ percentage points increase in re-offending (excluding breaches) after 2 years
- Example of more complex statistical analysis (propensity score matching)
- Why is this exciting?
 - Clear policy implications
 - Estimating causal impact of sentencing (albeit imperfectly); important precedent

....(3 continued)



Aggravated drink-driving

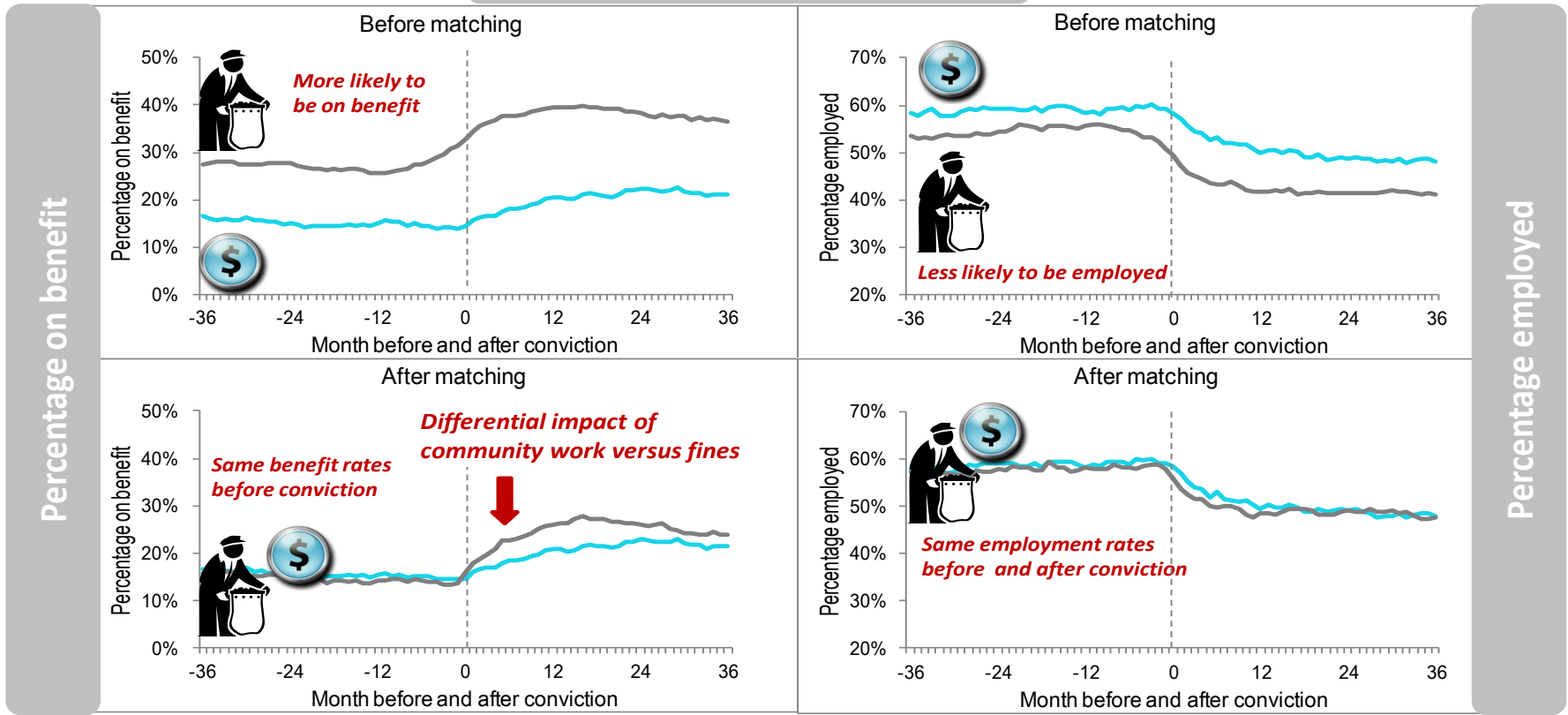
(third or subsequent offence)

— Sentenced to fine
— Sentenced to community work



About 5,900 convictions in 2008 and 2009 where sentence was community work or fines

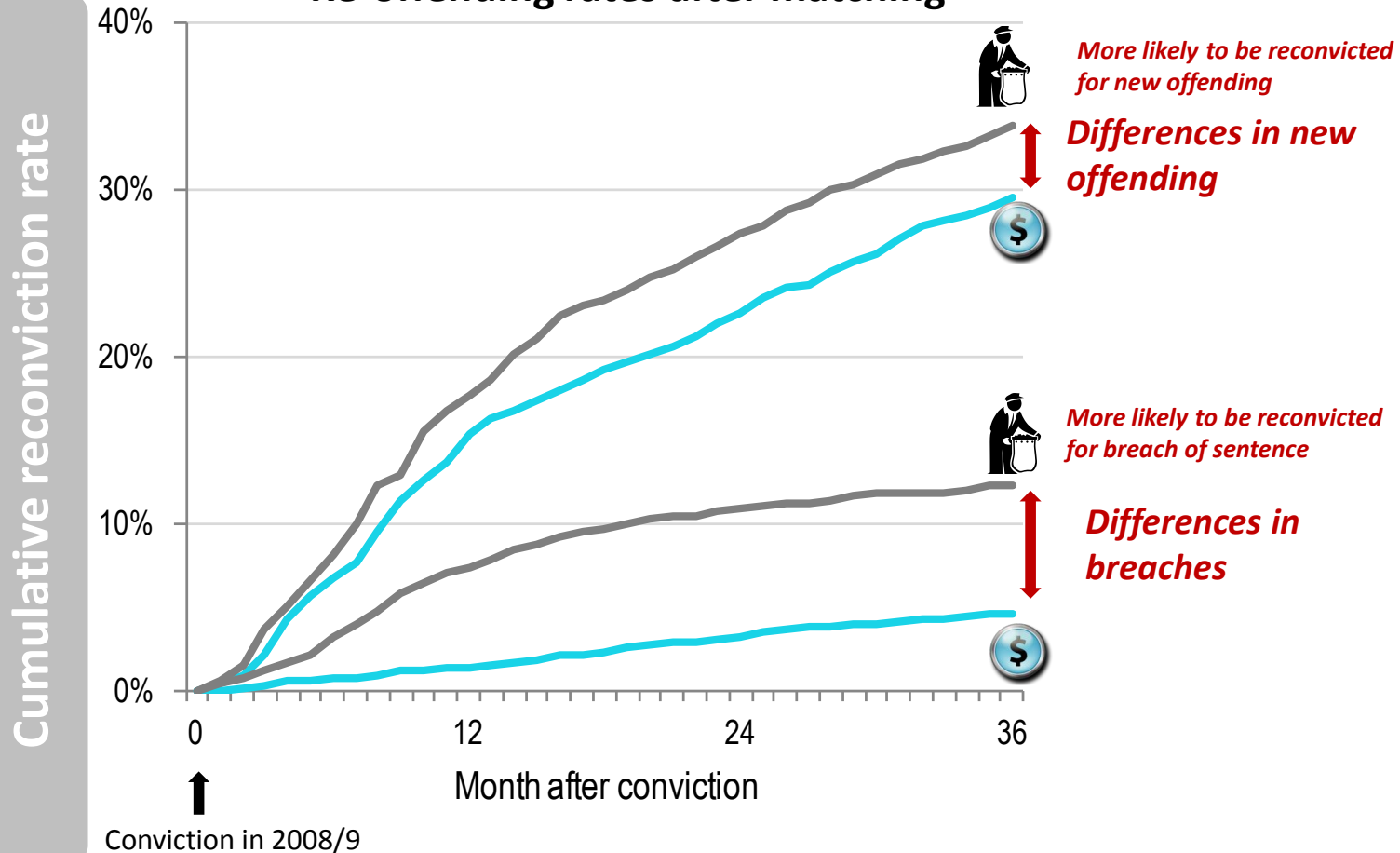
Before matching



After matching

... (3 continued)

Re-offending rates after matching



Disclaimer


- Access to the data presented was managed by Statistics New Zealand under strict micro-data access protocols and in accordance with the security and confidentiality provisions of the Statistic Act 1975. These findings are not Official Statistics.
- The opinions, findings, recommendations, and conclusions expressed are those of the authors, not Statistics NZ or the Ministry of Justice.

What's next?

Next analyses

- Follow-up on mental health analysis
- Investment approach to justice

Collaboration: making a step change in the IDI in 2016




Collaboration: why? (1)



Productivity isn't everything, but in the long run it is almost everything.
Paul Krugman,
1994

Collaboration: why? (2)




1. To dramatically increase productivity

- MoJ has recently seen how code-sharing can halve time needed for analysis (and improve quality as well).

- Thanks to Health & Treasury A&I sharing code

2. Together we are **co-creating** the IDI working environment for years to come

Collaboration: what?



| | |
|--------------------------|--|
| Personal contact | Chat in datalab. QA code. Review draft reports. |
| Joint analysis | E.g. A&I work with MoJ on sentencing impact. Continuum: writing a little code ↔ joint project. |
| Expanded metadata | Better data dictionaries: e.g. tips on use of lookup tables; strengths and weaknesses of linking. Beyond data dictionaries: e.g. broader document about justice sector data to pre-empt common misunderstandings. |
| Code sharing | Treasury/A&I code is great start. MoJ adding proven offending, re-offending, death/migration indicator macro. Share derived variables for others to use. What are you sharing? |



Give to get